

Rabbi Anna's Chanukah Quiz

This is a Chanukah activity for the whole community that gets people working together, teaches a little about Chanukah and lasts about an hour. It is ideal for a community Chanukah party and is best done with a mixture of adults and children. The rounds are very different so there should be something for everyone!

This version is designed for four teams of 8-12 people (ie. up to 48 participants) but if you anticipate more people attending your Chanukah event, you could easily adapt it by having more teams.

My top tip is to start the activity by inviting everyone to line up by age (or height or birthdate) order and then counting people off into the four teams. That way, your members will connect with new people and children will end up in teams with adults other than their parents, which usually leads to better behavior and participation (on both parts!) and a real sense of community!

PREPARATION

You will need between 2-4 volunteers to run the quiz, acting as judges, question masters, score keepers, etc. These volunteers should read through this document carefully.

You will need to hold this activity in a large room with a small table from which to run the quiz and four large tables that are approximately equidistant from the small table.

You may like to decorate each table for Chanukah and/or with the team name, which could be one of the four letters from the Dreidel, as used in this version or other Chanukah symbols if you have more teams.

You will need to print/prepare the following resources:

- A copy of the score sheet (page 5).
- A flipchart or board on which to write up the scores.
- 4 copies of the Round One Answer Sheet (page 6).
- 4 sets of Chanukah Charade cards for Round Two (print & cut up page 7).
- 4 sets of copies of the Round Three puzzles (pages 8 – 15).
- 28 pens and four small packs of colouring pencils.
- 4 boxes of suitable building/craft materials for Round Four.
- A box of Chanukah candles.
- A prize for the winners.

ROUND ONE: CHANUKAH FACTS

In this 8-minute round, the Quiz Master will read out 8 questions which have numerical answers, giving the teams one minute to consider each question. Teams are not allowed to use mobile phones or other reference materials during this round but can confer with each other in order to decide on their best educated guess at the answer (make sure the participants know that you are not necessarily expecting them to get the correct answers), which should be written down on the answer sheets (page 6) provided at the start of the round.

Once the answer sheets have been collected, one of your judges should go through them and points are awarded as follows:

For each question, 4 points awarded to the team that gets the closest answer.
For each question, 2 points awarded to the team that gets the 2nd closest answer.
4 bonus points are awarded to any team who gives an exact answer to a question.

- Q1) What is the earliest date that the first night of Chanukah can fall in the Gregorian calendar?
A) 27th November (or 1st January if team explains their reasoning)
- Q2) What is the world record for the longest time a spinning top can spin?
A) 24 hours, 35 minutes, 15 seconds (set by TOSY Robotics on 23rd May 2011)
- Q3) How many sons did Matisyahu the Maccabee have?
A) 5
- Q4) When is the next Gregorian year during which there will be no Chanukah?
A) 3031 (because Chanukah will fall in the January of 3032).
- Q5) How long must the Chanukah candles burn after dark to fulfill the Mitzvah?
A) 30 minutes
- Q6) How many words are there in the full Hebrew version of Maoz Tzur?
A) 147
- Q7) In what year did Judah and the Maccabees rededicate the Temple?
A) 164 BCE
- Q8) How much oil would you need to keep a single wick burning for eight days?
A) 1.4 litres

ROUND TWO: CHANUKAH CHARADES

If you have enough volunteers running the event, each team should be appointed an independent adjudicator to oversee this 8-minute round. Each team will be given their own stack of shuffled Chanukah Charade cards. Up to half the team members should be appointed as the actors for this round; the rest are the guessers.

The teams have 8 minutes for this round. During this time, the actors should take turns to act out without using any sound what is written on the Chanukah Charade cards. The guessers must try to guess the exact wording of each card. Actors should not move on to the next card until the previous one has been guessed, although each team may use up to 2 passes if they decide that a particular card is too difficult.

2 points will be awarded for each correctly guessed card and the team that guesses the most cards correctly will be awarded an additional 4 bonus points.

The Chanukah Charade Cards contain the following words:

Krispy Kreme	Chocolate Coins	High Priest
Second Temple	Greek Empire	Festival of Lights
Four Candles	Olive Oil	Jam Donut
Deep Fat Fryer	I Have a Little Dreidel	The Maccabeats
Miracle of Chanukah	Potato Latkes	Oil Lamp

ROUND THREE: CHANUKAH PUZZLES

Each team should be given copies of the 8 puzzles for this round (pages 8 to 15) face-down so they cannot see them, 7 pens and one small pack of colouring pencils.

At the word of the Quiz Master, teams can turn the puzzles over and work out the most efficient way to complete them. Ideally, they will be distributed among team members according to age and ability.

When each puzzle is complete, a team member should be sent to hand it in to the Quiz Master. All handed in quizzes should be placed in a pile, face-down, in order that they can be gone through afterwards to award points.

On going through the pile of puzzles afterwards, the score keeper will note which team handed in which puzzle (correctly completed) first and second and which team was the first to have handed in all 8 puzzles.

For each puzzle, 4 points will be awarded to that team that handed it in first.
For each puzzle, 2 points will be awarded to that team that handed it in second.
4 bonus points will be awarded to the team that had handed in all 8 puzzles first.

ROUND FOUR: CHANUKIAH CONSTRUCTION

For this 8-minute round, each team should be given a box of building/craft materials. Suggestions for what this material may include:

Pipe cleaners, Lego, Plasticine and Meccano.

Teams have 8 minutes to construct a functional Chanukiah that can safely hold a Shamash and 8 Chanukah candles. According to tradition, the Shamash should be higher than the other candles.

Each team should also be given the number of Chanukah candles needed for that evening's lighting so that they can demonstrate their final piece with candles in situ.

After 8 minutes, the Chanukiot should be presented to the judges and points out of 8 will be awarded to each team for the following criteria:

Use of Material (up to 8 points):

How well did the team use the material they were given?

Functionality (up to 8 points):

How well does the design work as a safe and correct Chanukiah?

Creativity (up to 8 points):

How creative and aesthetically pleasing is the design of the finished piece?

END OF THE QUIZ

When all the scores have been added up, a winner is declared and prizes can be distributed accordingly.

Now is a great time to thank everyone who helped and then invite your community to take part in candle lighting, Chanukah songs and some oily food!

Don't forget to include the four newly constructed Chanukiot in the candle lighting but make sure they are safe first!

Master Score Sheet

	TEAM: NUN	TEAM: GIMMEL	TEAM: HEY	TEAM: SHIN
ROUND ONE				
1				
2				
3				
4				
5				
6				
7				
8				
ROUND TWO				
Cards				
Bonus				
ROUND THREE				
1				
2				
3				
4				
5				
6				
7				
8				
Bonus				
ROUND FOUR				
Material				
Functionality				
Creativity				
TOTAL				

Round One: Chanukah Facts**TEAM:**

QUESTION	ANSWER	POINTS
1		
2		
3		
4		
5		
6		
7		
8		
	TOTAL	

Oil Lamp	Second Temple	Four Candles
Deep Fat Fryer	Miracle of Chanukah	Chocolate Coins
Greek Empire	Olive Oil	I Have a Little Dreidel
Potato Latkes	High Priest	Festival of Lights
Jam Donut	The Maccabeats	Krispy Kreme

Round Three: Puzzle One

Team Name: _____

Hanukkah Word Search

Find the hidden words associated with Hanukkah.

M	T	S	R	U	Z	T	Z	O	A	M	Q	T	O	E	M	E
F	O	J	Z	D	H	A	L	A	L	U	H	G	Y	L	T	H
D	R	B	A	T	A	Y	R	L	T	H	Q	E	P	A	O	E
I	A	L	O	S	T	N	B	E	A	E	E	X	M	F	R	L
H	H	E	G	A	K	A	T	R	H	B	M	B	A	C	I	L
A	A	S	L	K	N	Y	O	I	A	S	C	P	A	L	E	E
D	R	S	I	T	H	H	C	O	O	O	N	L	O	N	N	
U	O	I	X	A	T	A	C	P	F	C	D	K	M	E	A	I
J	N	N	D	L	K	A	M	N	X	L	H	C	P	A	H	S
Z	E	G	U	K	M	N	B	A	E	O	S	U	A	J	B	T
F	M	H	U	S	B	V	W	S	I	H	C	O	S	M	U	S
M	J	N	P	B	E	T	H	A	M	I	K	D	A	S	H	Y
B	A	H	J	Q	R	E	U	G	O	G	A	N	Y	S	J	B
H	N	W	E	L	E	D	I	E	R	D	F	K	I	V	R	M
O	Q	X	H	I	H	S	H	A	M	A	S	H	O	X	A	I
J	E	R	U	S	A	L	E	M	C	G	M	L	H	Y	U	G
R	Z	V	R	F	E	N	O	I	T	A	R	B	E	L	E	C

- | |
|--------------|
| ANTIOCHUS |
| BATTLE |
| BETHAMIKDASH |
| BLESSING |
| CELEBRATION |
| CANDLES |
| DREIDEL |
| HANUKKAH |
| HANEIROT |
| HALALU |
| HELLENISTS |
| HORAH |
| JERUSALEM |
| KOSHER |
| MACCABEE |
| MAOZTZUR |
| JUDAH |
| LATKAS |
| MENORAH |
| SHAMASH |
| BYNAGOOGUE |
| TEMPLE |
| TORAH |

Round Three: Puzzle Two

Team Name: _____

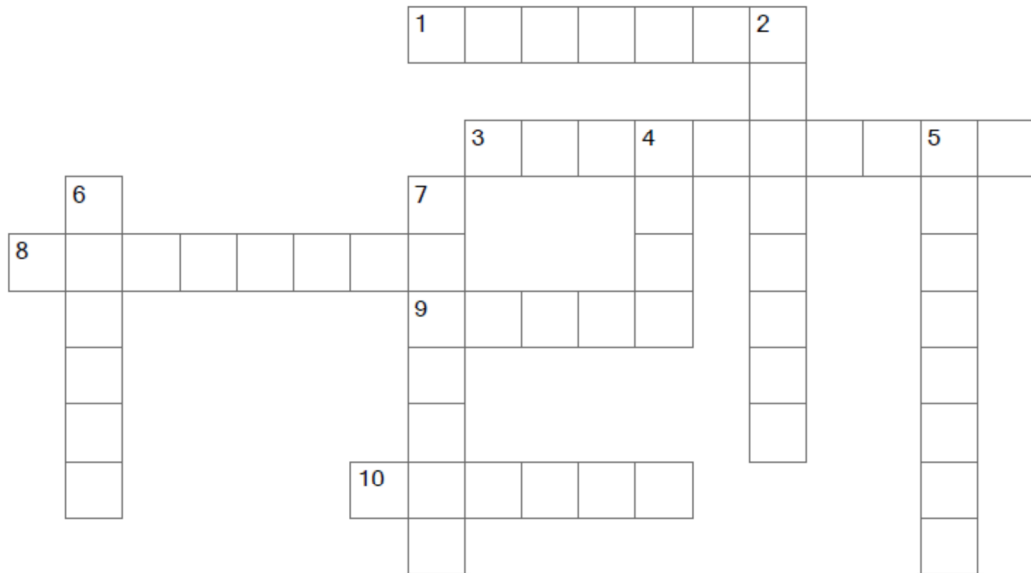
```

N A R N E O S L T M R H D Z X
H F D P W E E S J E X A A E K
U S H L K D R M E N O N G W T
R L T T I G F D A O V U R G O
E Y A E R K O O X R U K P A Y
W L R E B K B T Y A O K A C I
L D Q O I S D L F H C A L Y N
O W C V X G V E X P I H K R A
P L H I S D H G V M H P O U G
R Q I W M O H T G O U Z O V F
S U N V T E M P L E T Q T R U
Y E V O E Y J A Y Z J Q X K S
V C X L X O I E O A I A L P V
D N D W G P I A X Y D E U T N
U Q B G W A M L M N M D R P T
    
```

Olive Oil	Temple	Menorah
Latkes	Sufganiyot	Maoz Tzor
Dreidel	Gelt	
Eight	Hanukkah	

Round Three: Puzzle Three

Team Name: _____



ACROSS

- 1. Special arrangement of nine candles
- 3. Jelly doughnuts
- 8. Hebrew song sung after lighting the Hanukkah candles
- 9. Number of days Hanukkah is celebrated
- 10. Place of worship in Jerusalem


DOWN

- 2. Hebrew term for rededication
- 4. Gifts for Hannukah
- 5. Oil that priests used in the lamp
- 6. Potato pancakes
- 7. Four-sided spinning top

Hanukkah	Dreidel	Sufganiyot	Temple
Menorah	Latkes	Olive Oil	Maoz Tzor

Round Three: Puzzle Four

Team Name: _____



Across:

- 3) In the Hebrew alphabet, the third letter.
- 6) A long stick of wax that has an embedded wick for lighting.
- 8) A Jewish cookery pancake made with potatoes.
- 10) A large structure dedicated to worship and reflection.
- 11) A 4-sided top that is used by children to play games during Hanukkah.
- 15) The time right before night when the sun is going down.
- 16) Special family games and words repeated each year.

Down:

- 1) A chant of praise used at Passover, Shabuoth, Sukkoth, Hanukkah and Rosh Hodesh.
- 2) In the Hebrew alphabet, the twenty-first letter.
- 4) A supernatural event in which the details of the happening are beyond human comprehension.
- 5) To take notice of a certain day or holiday.
- 7) A celebration of religious or other natures, usually featuring dining and dancing.
- 9) A Jewish casserole that resembles a soufflé.
- 12) The third month in the Jewish calendar..
- 13) A 7 branched candle used during the Jewish festival of Hanukkah
- 14) An object that is used to hold multiple candles

Round Three: Puzzle Five

Team Name: _____

Hanukkah Word Unscramble

The letters of the words below are all mixed up. Figure out what the word is and write it on the blank line provided.




- | | |
|--------------------|------------------|
| 1. OVMENREB _____ | 7. NAREOMH _____ |
| 2. LOI _____ | 8. AHROT _____ |
| 3. TEPMEL _____ | 9. ATDMUL _____ |
| 4. BSSNGSILE _____ | 10. RERPYA _____ |
| 5. ILHADYO _____ | 11. HTGEI _____ |
| 6. VELKSI _____ | 12. THFIA _____ |

- | | |
|--|--|
| 1. 11th month of the Gregorian calendar. | 7. 8-branched candleholder, lit during the Jewish festival of Hanukkah |
| 2. Usually olive oil | 8. 5 Books of Moses, the Jewish Pentateuch, or a parchment scroll |
| 3. Where Jewish people pray | 9. Book of Jewish law. |
| 4. Help believed to come from God or another deity | 10. We fold our hands in this. |
| 5. No work, no school. | 11. Number before nine. |
| 6. In the Jewish calendar, the ninth month of the religious year | 12. Our belief. |

Round Three: Puzzle Six

Team Name: _____



Round Three: Puzzle Seven

Team Name: _____

Candle Colors

Use the clues to color the Hanukkah candles on the menorah. Hint: You may need to read the clues two or three times.



Clues:

- There are two purple candles and they are both to the right of the Shamash (the candle in the center), which is red
- The yellow candle is between a blue candle and the green candle.
- There are two blue candles. They are next to each other.
- The green candle is just to the left of the Shamash.
- The orange candle is the third candle from the right end of the Menorah.
- If the menorah were folded in half at the Shamash, the pink candle would be on top of a blue candle.

Created by Rachel. Lynette Copyright © 2010

Round Three: Puzzle Eight

Team Name: _____

How Many Latkes?

Rachel's family had latkes for the first night of Hanukkah. Every person in Rachel's family ate a different number of latkes. Use the clues to find how many latkes each person in Rachel's family ate. Mark an X in squares that cannot be the answer. Mark and O in squares that you are sure are the correct answer.

Latkes are potato pancakes that are traditionally eaten on Hanukkah.



		Number of Latkes					
		Two Latkes	Three Latkes	Four Latkes	Five Latkes	Six Latkes	Seven Latkes
FAMILY MEMBERS	Mom						
	Dad						
	Aunt Beth						
	Uncle David						
	Jacob						
	Rachel						

Clues

- Jacob ate an even number of latkes
- None of the males ate three latkes.
- Mom ate two more latkes. than her husband.
- Between them, Aunt Beth and Uncle David ate a total of twelve latkes.
- Jacob ate more latkes than Aunt Beth.